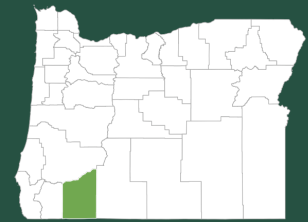




JACKSON COUNTY

Oregon Voices Data Summary



County Total Population

218,781

About the Summary

Oregon Voices began in summer of 2021 when The Ford Family Foundation invited 18,000 randomly selected households — 500 in each Oregon county — to complete a survey online or by mailing back a paper response. We then reached out to Ford Family friends and partners, encouraging them to participate and invite others to do the same. In total more than 4,300 Oregonians from all walks of life responded to the survey, generously sharing their honest reflections on the question we posed: *What is it like to live in your corner of the state?*

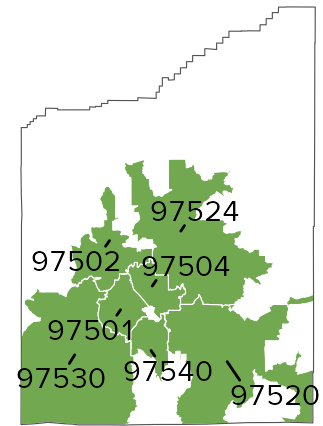
The following report provides a high-level summary of the survey data received from those who responded in Jackson County. Here the number of Ford Family respondents outnumbered the random household respondents. For clarity, the two data sets have been combined in the visualizations below, even though the two samples show differences in demographics and response patterns. Please interpret the findings with this in mind. Data have been rounded to the nearest whole number.

Total number of Jackson County respondents: 153
Random household sample: 52, Ford Family sample: 101

Key Highlights

- Jackson County respondents value the natural beauty and the old-growth forests in their area and worry about smoke and other effects of wildfire.
- Respondents are concerned about the unaffordable cost of housing and issues of homelessness. Nearly 75 percent of respondents indicated agreement that homelessness is a challenge.
- Respondents dislike the marijuana and hemp production industry and their perception of associated crime.

All reporting zip codes

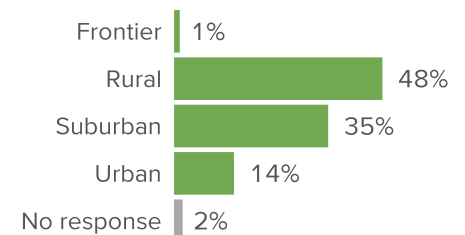


Top 3 reporting zip codes

- 1 97520
- 2 97501
- 3 97504

Rural/Urban

How respondents described their community, the immediate area where they live



Two of the early survey questions asked people to name something they appreciate or that concerns them about where they live. Their open-ended responses were coded into categories. These are the top two results for Jackson County.

What respondents **APPRECIATE** most about where they live



Natural Environment

Beauty, recreation, public land, parks, water, disasters, climate



Community, People

Culture, relationships conflict, size, leadership, change

What **CONCERNS** respondents most about where they live



Services/Economy

Housing, infrastructure, healthcare, education, jobs, industry, businesses, shopping, cultural events



Natural Environment

Beauty, recreation, public land, parks, water, disasters, climate

“We have a lot of amazing parks that we frequently visit in our own city limits. We love the people here, and our neighborhood is great.”

“Very active, engaged community of individuals who are outdoorsy, educated and well-traveled. Nice population of young families with children. We’re working on more housing for lower income families.”

“Beautiful natural surroundings and easy access to culture, restaurants and wineries.”

“The smoke from fires is making us consider moving away from Oregon for the first time since we have lived here.”

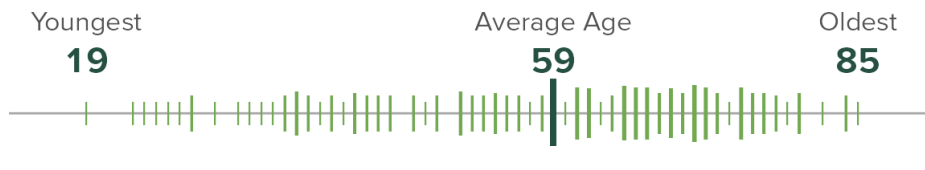
“Our community lacks social activities that do not center around drinking. Nature is an untapped social resource in our area. We are very blessed to be able to raft, hike and ski, but many others don’t have that opportunity.”

“I’m concerned about our unhoused population, lack of mental health support, lack of diversity and lack of affordable housing.”

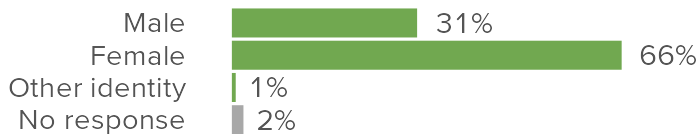
I appreciate the people and how they care for and look out for each other.”

Respondent Demographics

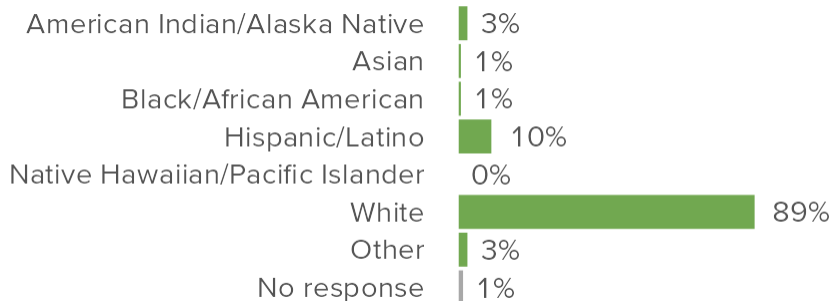
Age of respondents



Gender



Race/Ethnicity



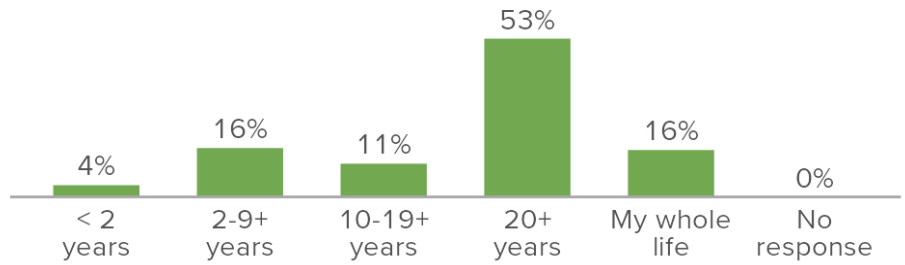
Percentages may sum to more than 100 if respondents selected multiple options.



Years living in Oregon

69%

of all respondents report living in Oregon for their whole life or 20 years or more



Homeownership

8 out of 10

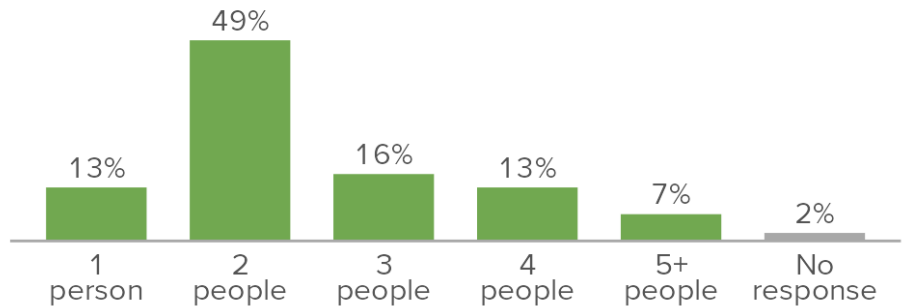
respondents own their home



Household size

2.5

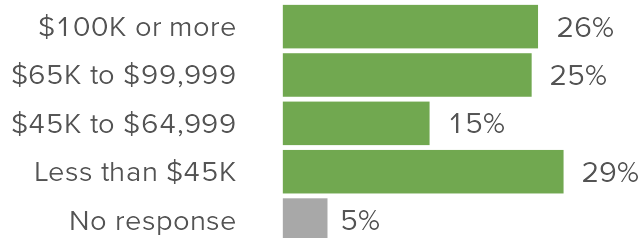
average number of people who live in the respondent's household



Household annual income

29%

of respondents reported household incomes falling under \$65K



Emergency funds

14%

of respondents would find it "difficult" or "very difficult" to get \$1,000 to pay for an emergency

Trouble making ends meet

68%

of respondents "agree" or "strongly agree" that "families are having trouble making ends meet"

Homelessness

80%

of respondents "agree" or "strongly agree" that "homelessness is a problem" in their community



5 out of 10

respondents
LOVE where they live



Community participation

“It’s a very progressive community with caring people.”

“People are friendly and look out for each other, though this is not universal across the board. There are people who are isolated and left out of this kind of support.”

“Lots of art for a smaller area!”

“There’s little celebration of diversity. Good ol’ boys run the place.”

“My community is a great mix of people from all walks of life, and it is a magnet due to its opportunities for smaller communities all around us.”


Respondents indicated the extent to which they perceive that people where they live participate in their community in the following ways:

Results below 5% are not labeled due to space constraints.


STRONGLY AGREE

STRONGLY DISAGREE

Take care of each other during hard times



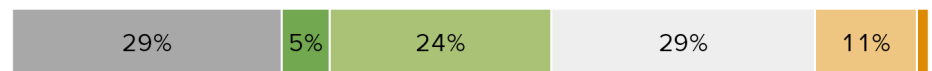
Come together to solve community problems



Attend community events



Go to church



Welcome newcomers



Community traditions

66%

of respondents participate in community traditions or annual events

Pride in community

68%

of respondents are “often” or “always” proud to tell others where they live

Voting

84%

of respondents report that they “always” vote

Community service

61%

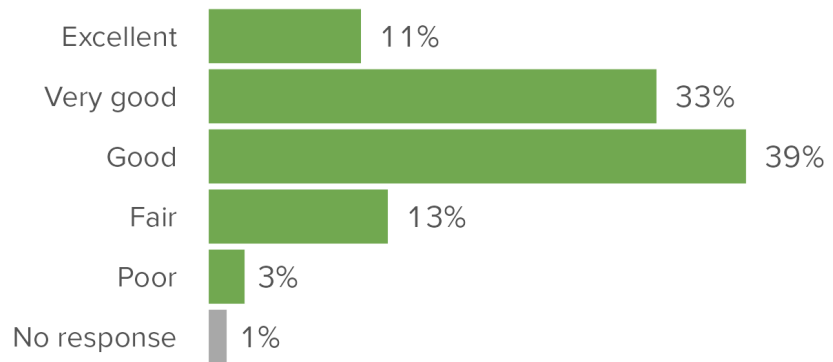
of respondents report that they volunteer at least once a month



Physical health

83%

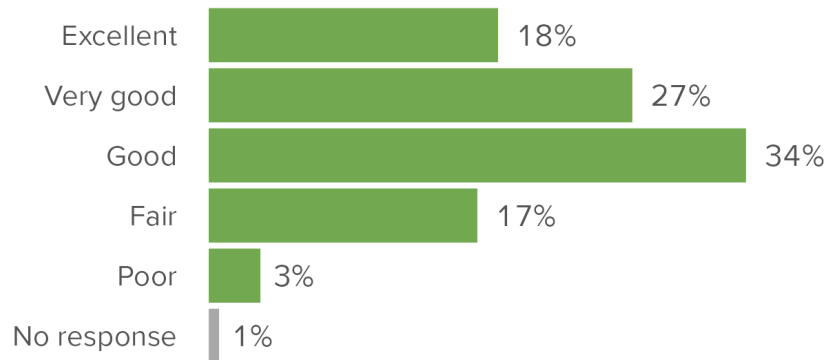
of respondents rated their physical health as “good” or better



Mental health

79%

of respondents rated their mental health as “good” or better



Medical and dental care

48%

of respondents “agree” or “strongly agree” that they have “enough medical and dental providers” in their community

STRONGLY AGREE

STRONGLY DISAGREE



Results below 5% are not labeled due to space constraints.

Child abuse and neglect

43%

of respondents “agree” or “strongly agree” that “child abuse and neglect is a significant problem” in their community”

Substance abuse

56%

of respondents “agree” or “strongly agree” that their community has “many residents struggling with substance abuse”

Mental illness

54%

of respondents “agree” or “strongly agree” that their community has “many residents struggling with mental illness”



Education

76%

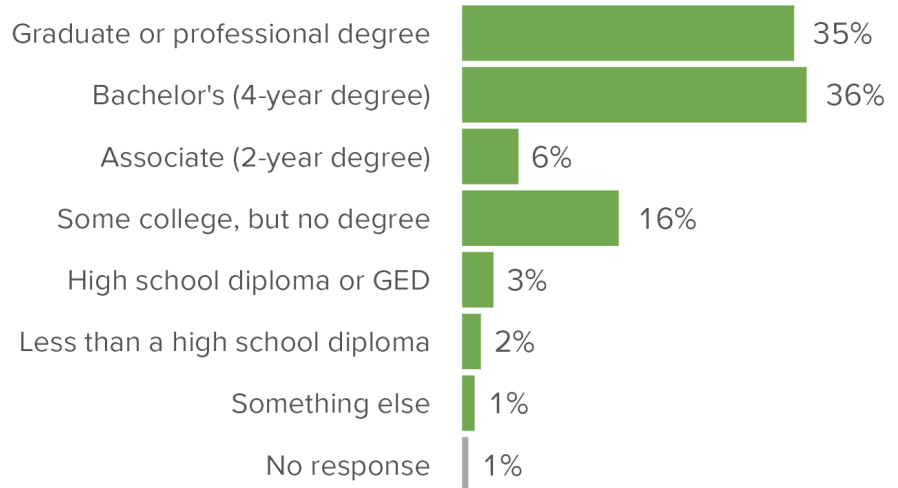
of respondents report having completed an associate degree or above

Students

5%

of respondents identified as a current student

Respondents' highest level of education completed



Employment

Wages

62%

of respondents “agree” or “strongly agree” that “jobs do not pay enough” in their community

Perception of unemployment

39%

of respondents “agree” or “strongly agree” that “a lot of people are unemployed” in their community

Self-employment

20%

of respondents identified as self-employed

Employment status of respondents

Employed	63%
Full-time	42%
Part-time	21%
Unemployed	5%
Looking for work	1%
Not looking for work	2%
Unable to work due to disability	3%
Other	29%
Homemaker/manage your home	1%
Retired	24%
Something else	4%
No response	2%

Due to rounding, percentages in grouped rows may differ from the sum of the individual rows below it.



Services

“It was a mistake for the legislature to raise the minimum wage in Portland but only partly raise it in places like Jackson County. Combine that with the lack of affordable housing and you have the basis for social problems like mental illness, addiction, homelessness and more.”

“There are very limited internet choices and only one high speed choice.”

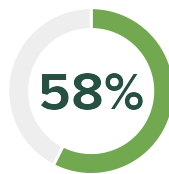
“We lack long-term sustainable planning for how our communities can build back better. For example, a RV trailer park was put on wetlands to house displaced people.”

“We’re conveniently rural with adequate shopping, health care, etc., but not crowded.”

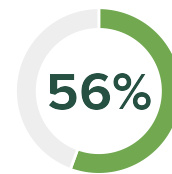
“The wine industry has done wonders for our community. The hemp/marijuana industry dragged things down.”

Respondents who reported they “agree” or “strongly agree” the following services are available where they live:

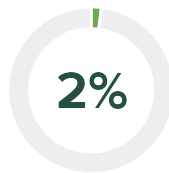
Good schools



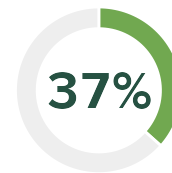
Enough places to shop



Affordable housing



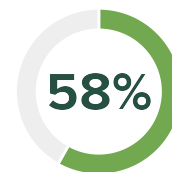
Good streets and roads



Reliable internet



Community-wide cell service



Healthy food

69%

of respondents “agree” or “strongly agree” that they have easy access to healthy foods

Top 3 places respondents get food for weekly meals

- 1 Grocery stores
- 2 Superstores
- 3 Restaurants

Lack of child care

57%

of respondents “agree” or “strongly agree” that “child care is hard to find”

Lack of places for youth to hang out

54%

of respondents “agree” or “strongly agree” that “youth do not have places to hang out”



For data summaries for each county in Oregon,
more research and to explore the data on your own, visit

orvoices.org.



Research conducted in partnership with ECONorthwest and
the Regional Research Institute for Human Services at Portland State University



April 2023

Preferred citation:

The Ford Family Foundation. (2023). Oregon Voices Data Summary: Jackson County.
Oregon Voices. www.orvoices.org.

Contact: orvoices@tfff.org



@FordFamilyFound
www.tfff.org