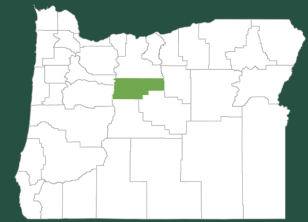




JEFFERSON COUNTY

Oregon Voices Data Summary



County Total Population

24,048

About the Summary

Oregon Voices began in summer of 2021 when The Ford Family Foundation invited 18,000 randomly selected households — 500 in each Oregon county — to complete a survey online or by mailing back a paper response. We then reached out to Ford Family friends and partners, encouraging them to participate and invite others to do the same. In total more than 4,300 Oregonians from all walks of life responded to the survey, generously sharing their honest reflections on the question we posed: *What is it like to live in your corner of the state?*

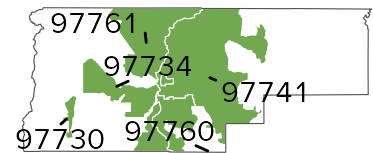
The following report provides a high-level summary of the survey data received from those who responded in Jefferson County. Here the number of random household respondents outnumbered the Ford Family respondents. For clarity, the two data sets have been combined in the visualizations below, even though the two samples show differences in demographics and response patterns. Please interpret the findings with this in mind. Data have been rounded to the nearest whole number.

Total number of Jefferson County respondents: 79
Random household sample: 59, Ford Family sample: 20

Key Highlights

- The Confederated Tribes of Warm Springs reservation is located in Jefferson County.
- Respondents indicate that drought, fire and climate change present a consistent threat to the community. They fear for the local agricultural economy suffering due to the lack of water supply.
- Respondents say diversity exists within their community, but some community members are discriminated against based on their views or who they are.

All reporting zip codes

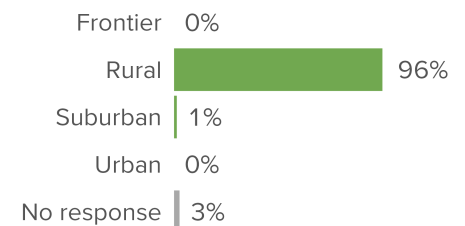


Top 3 reporting zip codes

- 1 97741
- 2 97734
- 3 97760

Rural/Urban

How respondents described their community, the immediate area where they live



Two of the early survey questions asked people to name something they appreciate or that concerns them about where they live. Their open-ended responses were coded into categories. These are the top two results for Jefferson County.

What respondents **APPRECIATE** most about where they live



Community, People

Culture, relationships conflict, size, leadership, change



Natural Environment

Beauty, recreation, public land, parks, water, disasters, climate

What **CONCERNS** respondents most about where they live



Community, People

Culture, relationships conflict, size, leadership, change



Services/Economy

Housing, infrastructure, healthcare, education, jobs, industry, businesses, shopping, cultural events

“People know each other in the community. I love going to the bank and seeing people I know, having the kid who bags my groceries being a child of a friend and seeing neighbors at community events.”

“Mountain views, clean air and water, abundance of outdoor recreation”

“I appreciate the nature, the small-town vibe, and the proximity to both Bend and Portland.”

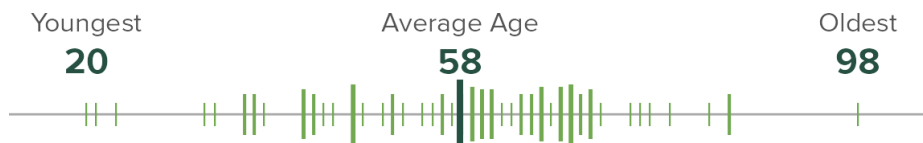
“I am concerned about the kids in my community and their spiritual, emotional and physical needs.”

“We have freedom of movement and ease of access to services.”

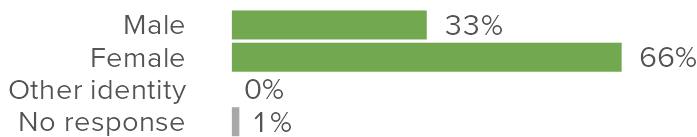
“There is a great deal of wealth disparity in this region, and the schools are poor. We also have a larger problem with homelessness and substance abuse in our community now versus five years ago.”

Respondent Demographics

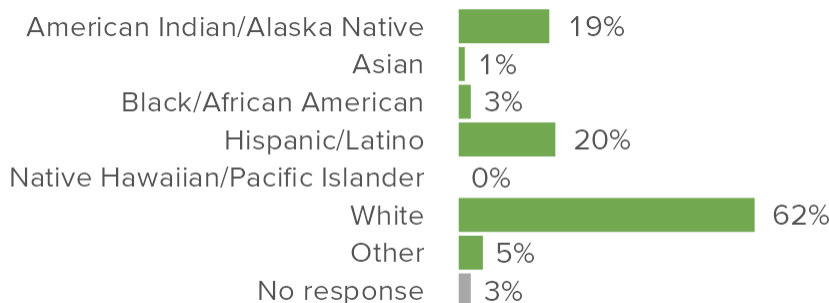
Age of respondents



Gender



Race/Ethnicity



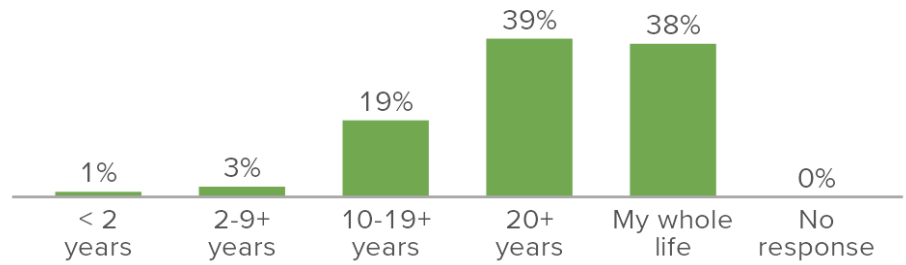
Percentages may sum to more than 100 if respondents selected multiple options.



Years living in Oregon

77%

of all respondents report living in Oregon for their whole life or 20 years or more



Homeownership

7 out of 10

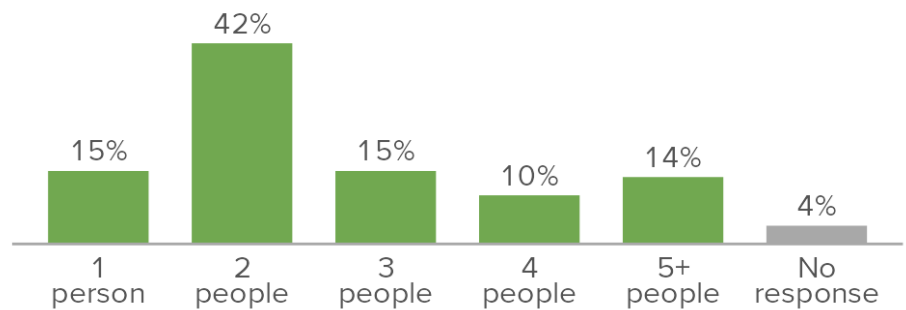
respondents own their home



Household size

2.9

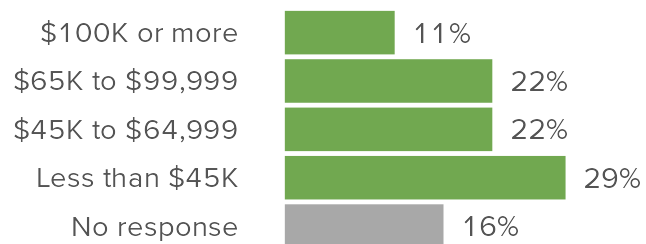
average number of people who live in the respondent's household



Household annual income

29%

of respondents reported household incomes falling under \$65K



Emergency funds

32%

of respondents would find it "difficult" or "very difficult" to get \$1,000 to pay for an emergency

Trouble making ends meet

65%

of respondents "agree" or "strongly agree" that "families are having trouble making ends meet"

Homelessness

61%

of respondents "agree" or "strongly agree" that "homelessness is a problem" in their community



5 out of 10

respondents
LOVE where they live



Community participation

"I am able to be a part of my native culture and my people."

"I'm concerned about the fact that native voices aren't being heard. We go through racism in the towns next to us."

"Good people; magnificent environment"

"We are very diverse, a lot of people are trying to help the cultures learn more about each other."

"People with means are generous to help local organizations financially."

"We have folks wanting to help make changes in the community, but funding isn't always available."

"People here can be divided on issues like everywhere else. Because we live on east side of Cascades, our community does not agree with most other counties on political issues."

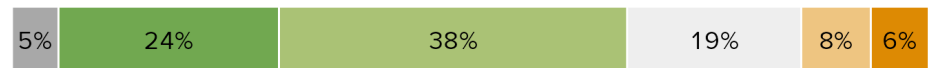
Respondents indicated the extent to which they perceive that people where they live participate in their community in the following ways:

Results below 5% are not labeled due to space constraints.

STRONGLY AGREE

STRONGLY DISAGREE

Take care of each other during hard times



Come together to solve community problems




Attend community events



Go to church



Welcome newcomers



Community traditions

67%

of respondents participate in community traditions or annual events

Pride in community

66%

of respondents are "often" or "always" proud to tell others where they live

Voting

78%

of respondents report that they "always" vote

Community service

47%

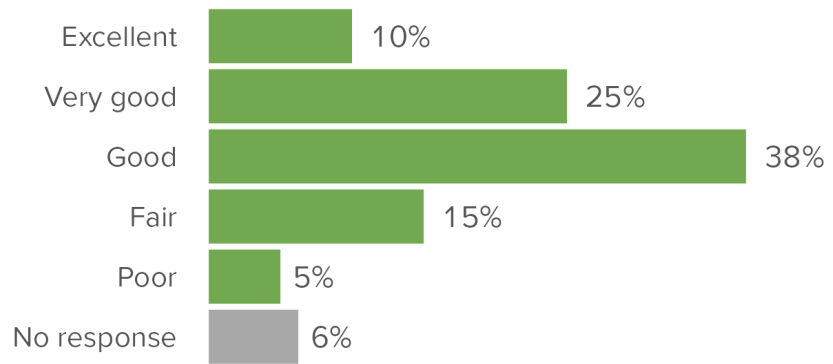
of respondents report that they volunteer at least once a month



Physical health

73%

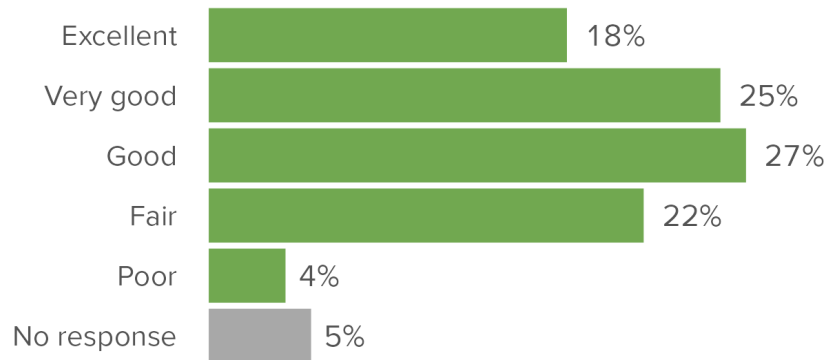
of respondents rated their physical health as “good” or better



Mental health

70%

of respondents rated their mental health as “good” or better



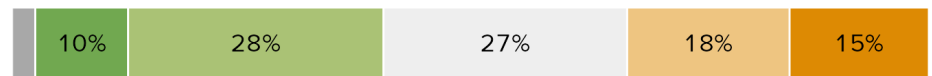
Medical and dental care

38%

of respondents “agree” or “strongly agree” that they have “enough medical and dental providers” in their community

STRONGLY AGREE

STRONGLY DISAGREE



Results below 5% are not labeled due to space constraints.

Child abuse and neglect

46%

of respondents “agree” or “strongly agree” that “child abuse and neglect is a significant problem” in their community”

Substance abuse

58%

of respondents “agree” or “strongly agree” that their community has “many residents struggling with substance abuse”

Mental illness

44%

of respondents “agree” or “strongly agree” that their community has “many residents struggling with mental illness”



Education

53%

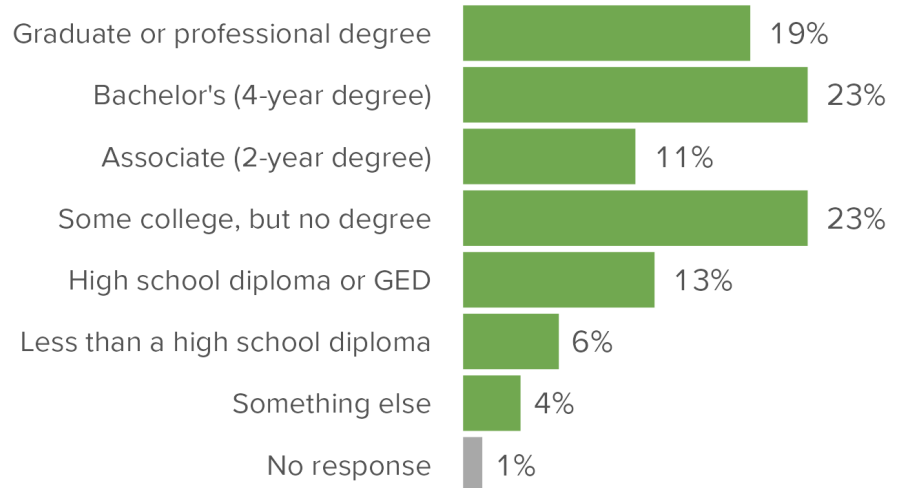
of respondents report having completed an associate degree or above

Students

4%

of respondents identified as a current student

Respondents' highest level of education completed



Employment

Wages

66%

of respondents "agree" or "strongly agree" that "jobs do not pay enough" in their community

Perception of unemployment

37%

of respondents "agree" or "strongly agree" that "a lot of people are unemployed" in their community

Self-employment

16%

of respondents identified as self-employed

Employment status of respondents

Employed	56%
Full-time	39%
Part-time	16%
Unemployed	10%
Looking for work	8%
Not looking for work	1%
Unable to work due to disability	1%
Other	30%
Homemaker/manage your home	3%
Retired	27%
Something else	1%
No response	4%

Due to rounding, percentages in grouped rows may differ from the sum of the individual rows below it.



Services

“Even though both my spouse and I work, it is still hard to make ends meet.”

“Internet that is reliable is difficult AND disappointing — even when paying the second most expensive package. It has directly impacted my work and source of income.”

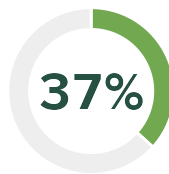
“I wish that there was better residential planning for homes. I wish that I just had a place that I could go buy a pair of underwear, a bra and a baby shower gift. I wish that I could support my local business community, but there is essentially no business community to be had. I wish that I could feel safe enough to walk my dog around the block without carrying a gun or pepper spray. I wish there were ordinances to help keep the community clean, free of trash and homes in good repair.”

“We need services for seniors, like groceries and medications delivered.”

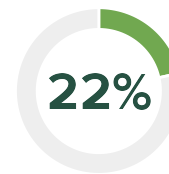
“We are limited on resources to help with food, basic needs items, exterminator services and housing that is fair for all.”

Respondents who reported they “agree” or “strongly agree” the following services are available where they live:

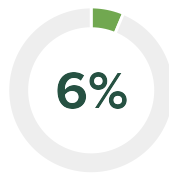
Good schools



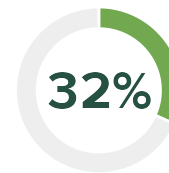
Enough places to shop



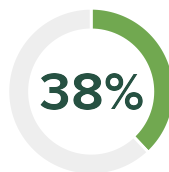
Affordable housing



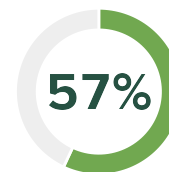
Good streets and roads



Reliable internet



Community-wide cell service



Healthy food

54%

of respondents “agree” or “strongly agree” that they have easy access to healthy foods

Top 3 places respondents get food for weekly meals

- 1 Grocery stores
- 2 Superstores
- 3 Fast food restaurants

Lack of child care

66%

of respondents “agree” or “strongly agree” that “child care is hard to find”

Lack of places for youth to hang out

59%

of respondents “agree” or “strongly agree” that “youth do not have places to hang out”



For data summaries for each county in Oregon,
more research and to explore the data on your own, visit

orvoices.org.



Research conducted in partnership with ECONorthwest and
the Regional Research Institute for Human Services at Portland State University



April 2023

Preferred citation:

The Ford Family Foundation. (2023). Oregon Voices Data Summary: Jefferson County.
Oregon Voices. www.orvoices.org.

Contact: orvoices@tfff.org



@FordFamilyFound
www.tfff.org