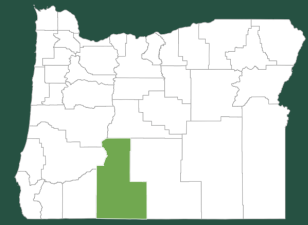




KLAMATH COUNTY

Oregon Voices Data Summary



County Total Population

67,606

About the Summary

Oregon Voices began in summer of 2021 when The Ford Family Foundation invited 18,000 randomly selected households — 500 in each Oregon county — to complete a survey online or by mailing back a paper response. We then reached out to Ford Family friends and partners, encouraging them to participate and invite others to do the same. In total more than 4,300 Oregonians from all walks of life responded to the survey, generously sharing their honest reflections on the question we posed: *What is it like to live in your corner of the state?*

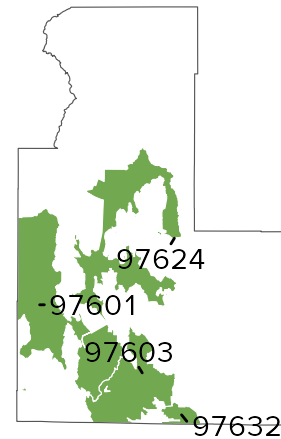
The following report provides a high-level summary of the survey data received from those who responded in Klamath County. Here the number of Ford Family respondents outnumbered the random household respondents. For clarity, the two data sets have been combined in the visualizations below, even though the two samples show differences in demographics and response patterns. Please interpret the findings with this in mind. Data have been rounded to the nearest whole number.

Total number of Klamath County respondents: 131
Random household sample: 53, Ford Family sample: 78

Key Highlights

- Klamath County is home to the Klamath Tribes (Klamath, Modoc, Yahooskin) whose reservation sits at the top of the Klamath River estuary. Crater Lake National Park brings over 500,000 national and international tourists to the region each year.
- Respondents are concerned about the lack of resources, cultural and artistic amenities, activities for children, services for families, and high-quality and diverse job opportunities in their communities.
- Respondents are concerned about water supply and drought and related impacts on agriculture and wildfire risk.

All reporting zip codes

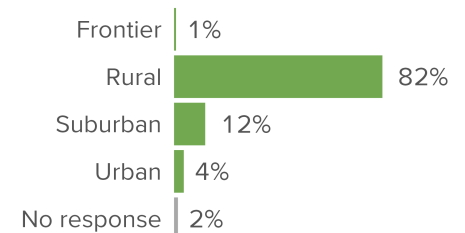


Top 3 reporting zip codes

- 1 97601
- 2 97603
- 3 97624

Rural/Urban

How respondents described their community, the immediate area where they live



Two of the early survey questions asked people to name something they appreciate or that concerns them about where they live. Their open-ended responses were coded into categories. These are the top two results for Klamath County.

What respondents **APPRECIATE** most about where they live



Community, People

Culture, relationships conflict, size, leadership, change



Natural Environment

Beauty, recreation, public land, parks, water, disasters, climate

What **CONCERNS** respondents most about where they live



Community, People

Culture, relationships conflict, size, leadership, change



Services/Economy

Housing, infrastructure, healthcare, education, jobs, industry, businesses, shopping, cultural events

“Good access to BLM or Forest Service land to run our dogs or hike and explore.”

“There are wonderful people who care about their community. It’s a small town feel where people know one another. It’s remote and isolated.”

“I appreciate the beautiful Tribal culture, the valuable natural and scenic setting.”

“In Chiloquin, the water shortage and lack of opportunity”

“There’s a lack of health and wellness-minded people.”

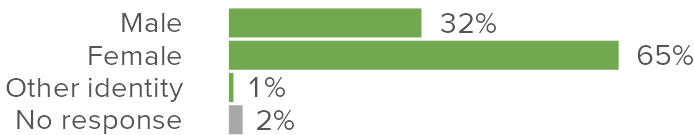
“I appreciate that there’s no traffic, less crime than our previous California home, four seasons, camping, outdoor activities, close to Medford shopping, nice people, and my large family all lives here.”

Respondent Demographics

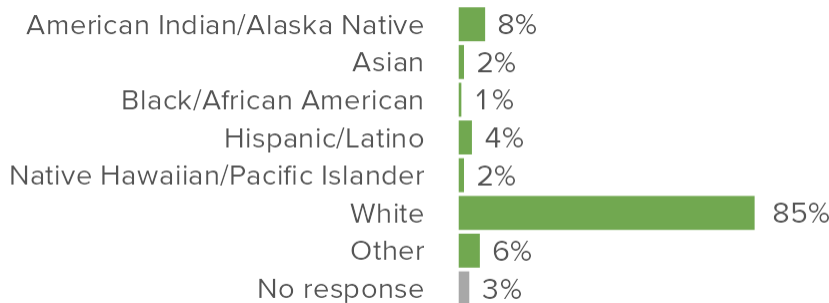
Age of respondents



Gender



Race/Ethnicity



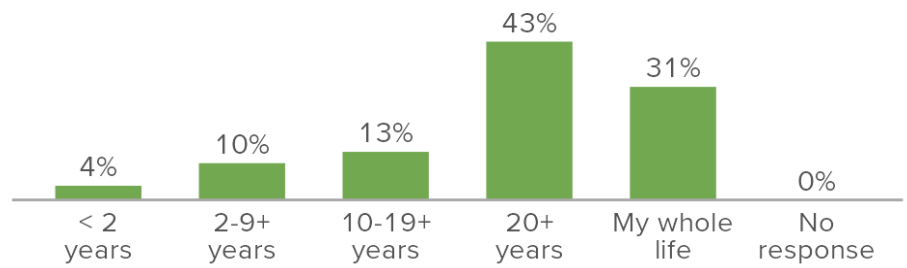
Percentages may sum to more than 100 if respondents selected multiple options.



Years living in Oregon

73%

of all respondents report living in Oregon for their whole life or 20 years or more



Homeownership

7 out of 10

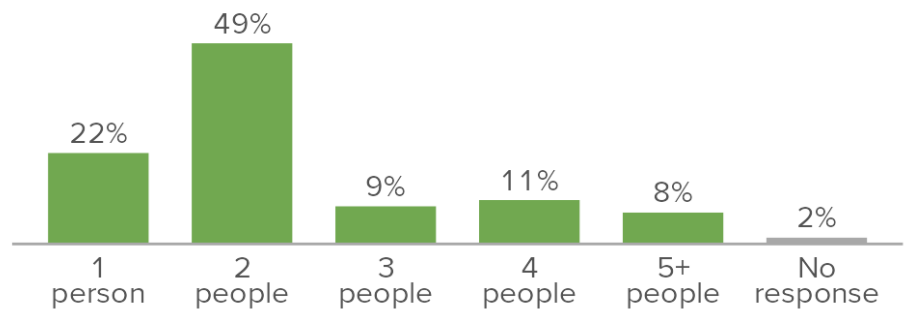
respondents own their home



Household size

2.4

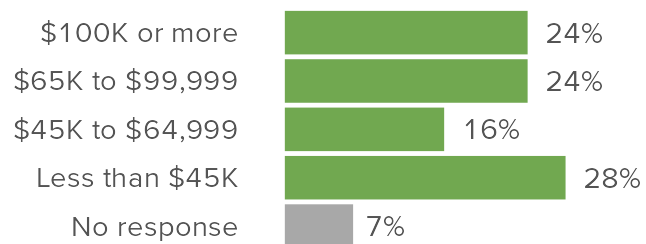
average number of people who live in the respondent's household



Household annual income

28%

of respondents reported household incomes falling under \$65K



Emergency funds

13%

of respondents would find it "difficult" or "very difficult" to get \$1,000 to pay for an emergency

Trouble making ends meet

61%

of respondents "agree" or "strongly agree" that "families are having trouble making ends meet"

Homelessness

56%

of respondents "agree" or "strongly agree" that "homelessness is a problem" in their community



4 out of 10

respondents
LOVE where they live



Community participation

“Often the narrative regarding how Klamath County is perceived is generated from a very small faction of C.A.V.E. people (Citizens Against Virtually Everything). In truth, the community is a very lovely lifestyle that admittedly has areas where it could improve.”

“I love my community but I’m uncomfortable living here. It’s horrible that as an indigenous person, a member of the Klamath Tribes, I don’t feel I can thrive on my ancestral homelands because of lack of economic opportunities, racism, settler colonialism and far right extremism. This is our homeland. We should be free to live here and thrive without facing hatred from the broader community. Otherwise, I love this beautiful place and the beautiful people that is my home, and homeland.”

“I am happy with personal relationships in our community, but I am increasingly concerned about ‘manifestations of hate.’ There are an increasing number of people with guns for personal use rather than just hunting.”

“Everything — community, church, people are helpful”

“I appreciate the people. They are friendly and genuine.”

Respondents indicated the extent to which they perceive that people where they live participate in their community in the following ways:

Results below 5% are not labeled due to space constraints.

STRONGLY AGREE

STRONGLY DISAGREE

Take care of each other during hard times



Come together to solve community problems



Attend community events



Go to church



Welcome newcomers



Community traditions

54%

of respondents participate in community traditions or annual events

Pride in community

60%

of respondents are “often” or “always” proud to tell others where they live

Voting

86%

of respondents report that they “always” vote

Community service

55%

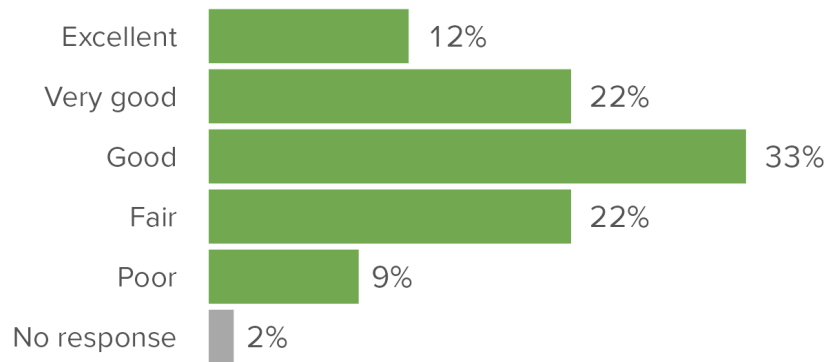
of respondents report that they volunteer at least once a month



Physical health

67%

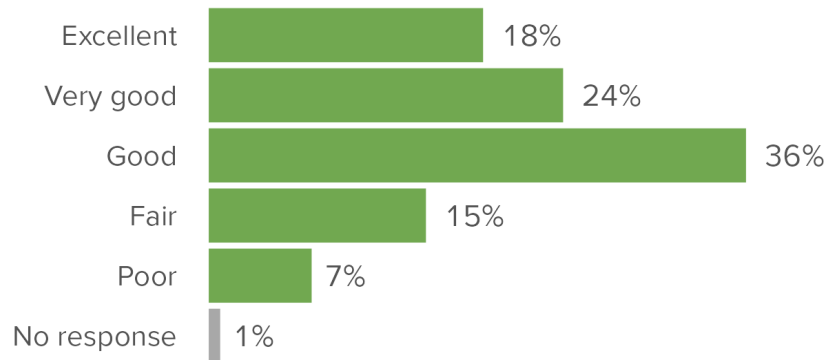
of respondents rated their physical health as “good” or better



Mental health

78%

of respondents rated their mental health as “good” or better



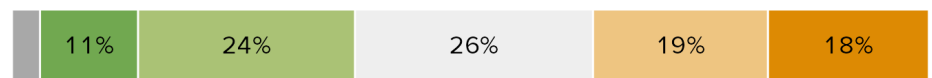
Medical and dental care

34%

of respondents “agree” or “strongly agree” that they have “enough medical and dental providers” in their community

STRONGLY AGREE

STRONGLY DISAGREE



Results below 5% are not labeled due to space constraints.

Child abuse and neglect

52%

of respondents “agree” or “strongly agree” that “child abuse and neglect is a significant problem” in their community”

Substance abuse

76%

of respondents “agree” or “strongly agree” that their community has “many residents struggling with substance abuse”

Mental illness

57%

of respondents “agree” or “strongly agree” that their community has “many residents struggling with mental illness”



Education

60%

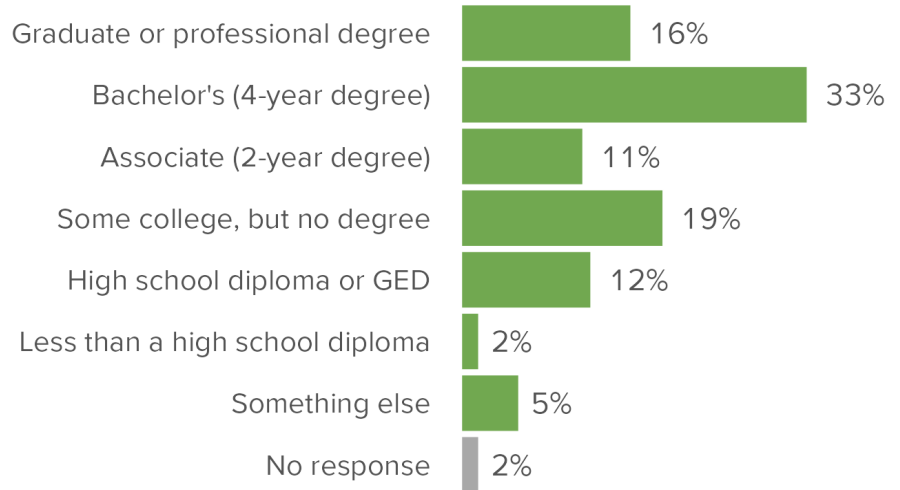
of respondents report having completed an associate degree or above

Students

5%

of respondents identified as a current student

Respondents' highest level of education completed



Employment

Wages

56%

of respondents “agree” or “strongly agree” that “jobs do not pay enough” in their community

Perception of unemployment

56%

of respondents “agree” or “strongly agree” that “a lot of people are unemployed” in their community

Self-employment

18%

of respondents identified as self-employed

Employment status of respondents

Employed	53%
Full-time	47%
Part-time	7%
Unemployed	6%
Looking for work	2%
Not looking for work	2%
Unable to work due to disability	2%
Other	39%
Homemaker/manage your home	2%
Retired	35%
Something else	2%
No response	2%

Due to rounding, percentages in grouped rows may differ from the sum of the individual rows below it.



Services

“I had a great job, 401k, great pay, great benefits and a home, but when I moved back to Klamath Falls, I lost my financial stability because we lack living wage job opportunities.”

“I have a steady, well-paying job compared to many other employers, and I still struggle to make ends meet.”

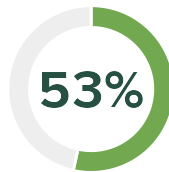
“There is a lack of affordable, decent housing.”

“The businesses here are embedded, as owners run businesses out of their homes or personal property.”

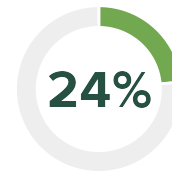
“I’d like to see better food options and more community-oriented city projects.”

Respondents who reported they “agree” or “strongly agree” the following services are available where they live:

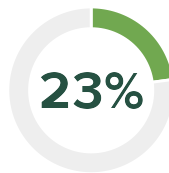
Good schools



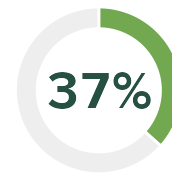
Enough places to shop



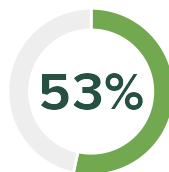
Affordable housing



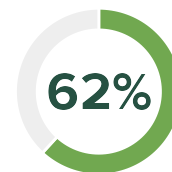
Good streets and roads



Reliable internet



Community-wide cell service



Healthy food

56%

of respondents “agree” or “strongly agree” that they have easy access to healthy foods

Top 3 places respondents get food for weekly meals

- 1 Grocery stores
- 2 Superstores
- 3 Restaurants

Lack of child care

51%

of respondents “agree” or “strongly agree” that “child care is hard to find”

Lack of places for youth to hang out

66%

of respondents “agree” or “strongly agree” that “youth do not have places to hang out”



For data summaries for each county in Oregon,
more research and to explore the data on your own, visit

orvoices.org.



Research conducted in partnership with ECONorthwest and
the Regional Research Institute for Human Services at Portland State University



April 2023

Preferred citation:

The Ford Family Foundation. (2023). Oregon Voices Data Summary: Klamath County.
Oregon Voices. www.orvoices.org.

Contact: orvoices@tfff.org



@FordFamilyFound
www.tfff.org