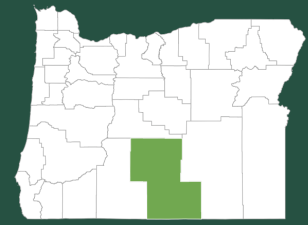




# LAKE COUNTY

## Oregon Voices Data Summary



County Total Population

7,896

### About the Summary

Oregon Voices began in summer of 2021 when The Ford Family Foundation invited 18,000 randomly selected households — 500 in each Oregon county — to complete a survey online or by mailing back a paper response. We then reached out to Ford Family friends and partners, encouraging them to participate and invite others to do the same. In total more than 4,300 Oregonians from all walks of life responded to the survey, generously sharing their honest reflections on the question we posed: *What is it like to live in your corner of the state?*

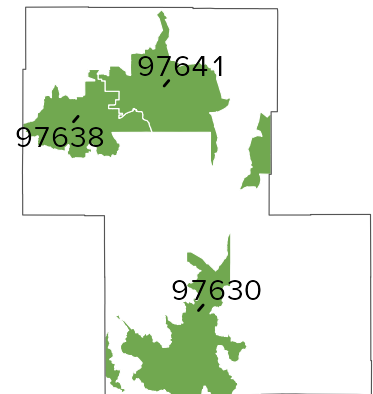
The following report provides a high-level summary of the survey data received from those who responded in Lake County. Here the number of random household respondents outnumbered the Ford Family respondents. For clarity, the two data sets have been combined in the visualizations below, even though the two samples show differences in demographics and response patterns. Please interpret the findings with this in mind. Data have been rounded to the nearest whole number.

**Total number of Lake County respondents: 92**  
Random household sample: 79, Ford Family sample: 13

### Key Highlights

- Lake County is named for the numerous large lakes within its borders, including Summer Lake, Goose Lake and Lake Abert.
- Respondents have strong positive feelings toward their local community and consider it a caring and close-knit place.
- Respondents describe poor water quality in their community and an urgent need for infrastructure improvements.

### All reporting zip codes

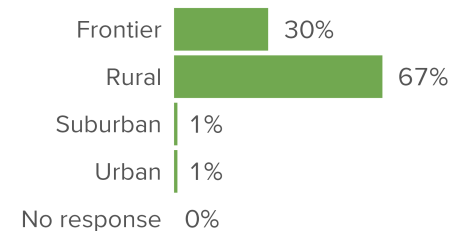


### Top 3 reporting zip codes

- 1 97630
- 2 97641
- 3 97638

### Rural/Urban

How respondents described their community, the immediate area where they live



Two of the early survey questions asked people to name something they appreciate or that concerns them about where they live. Their open-ended responses were coded into categories. These are the top two results for Lake County.

What respondents **APPRECIATE** most about where they live



**Community, People**

Culture, relationships conflict, size, leadership, change



**Natural Environment**

Beauty, recreation, public land, parks, water, disasters, climate

What **CONCERNS** respondents most about where they live



**Services/Economy**

Housing, infrastructure, healthcare, education, jobs, industry, businesses, shopping, cultural events



**Community, People**

Culture, relationships conflict, size, leadership, change

*"I appreciate the small-town neighborliness. People help each other."*

*"It is safe, beautiful and friendly."*

*"I'm concerned by a lack of opportunity for the younger generation. Few jobs, businesses closing, a lack of resources."*

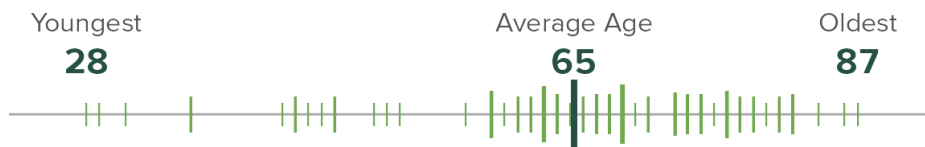
*"It is a great place to raise kids."*

*"I'm concerned about the lack of ethnic and economic diversity."*

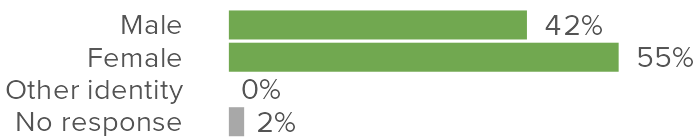
*"I appreciate the ability to be so close to outdoor spaces that don't have crowds."*

**Respondent Demographics**

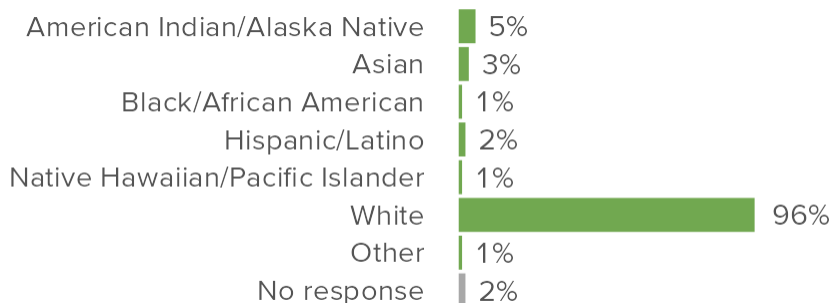
**Age of respondents**



**Gender**



**Race/Ethnicity**



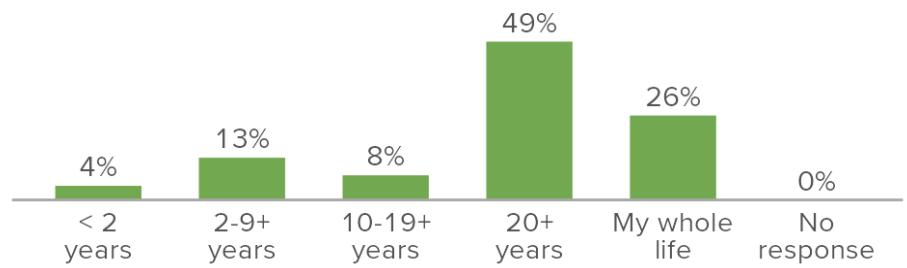
Percentages may sum to more than 100 if respondents selected multiple options.



**Years living in Oregon**

**75%**

of all respondents report living in Oregon for their whole life or 20 years or more



**Homeownership**

**9 out of 10**

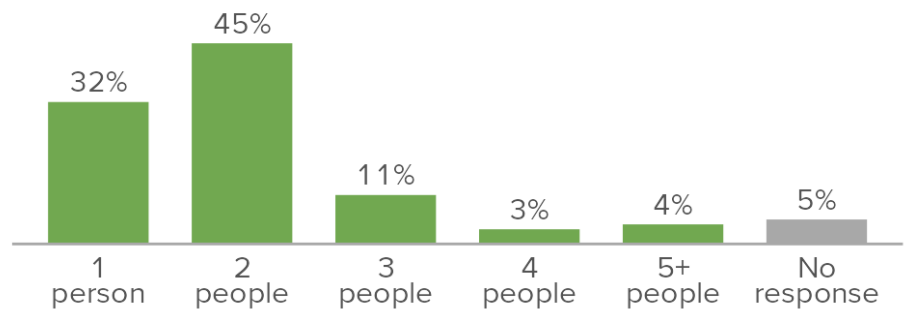
respondents own their home



**Household size**

**2.0**

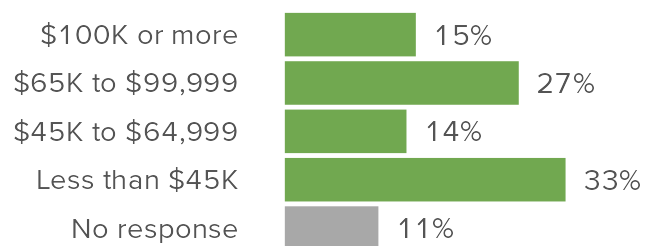
average number of people who live in the respondent's household



**Household annual income**

**33%**

of respondents reported household incomes falling under \$65K



**Emergency funds**

**26%**

of respondents would find it "difficult" or "very difficult" to get \$1,000 to pay for an emergency

**Trouble making ends meet**

**52%**

of respondents "agree" or "strongly agree" that "families are having trouble making ends meet"

**Homelessness**

**28%**

of respondents "agree" or "strongly agree" that "homelessness is a problem" in their community



# 6 out of 10

respondents  
LOVE where they live



## Community participation

*“It’s a warm community, people wave as they drive by. If your broke down someone stops to help. People tend to mind their own business, if you need help you get it.”*

*“My community is comprised of many hard-working people. We band together in times of need. We celebrate each other’s success. We get discouraged and frustrated when dictates from Oregon’s central government do not seem to be in our best interest.”*

*“It is a place of contrasts. As a white, cis male I have it easy in many ways. It is not as easy for minority races, LGBTQ, and even women do not enjoy the freedoms I do. This is a great place for outdoor recreation, not so much for cultural events.”*

Respondents indicated the extent to which they perceive that people where they live participate in their community in the following ways:

Results below 5% are not labeled due to space constraints.

**STRONGLY AGREE**

**STRONGLY DISAGREE**

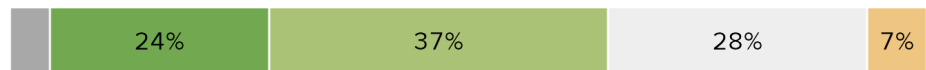
### Take care of each other during hard times



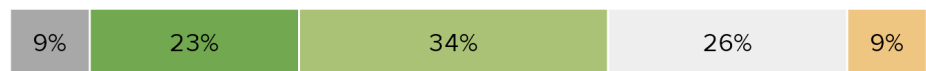
### Come together to solve community problems




### Attend community events



### Go to church



### Welcome newcomers



## Community traditions

**68%**

of respondents participate in community traditions or annual events

## Pride in community

**72%**

of respondents are “often” or “always” proud to tell others where they live

## Voting

**88%**

of respondents report that they “always” vote

## Community service

**53%**

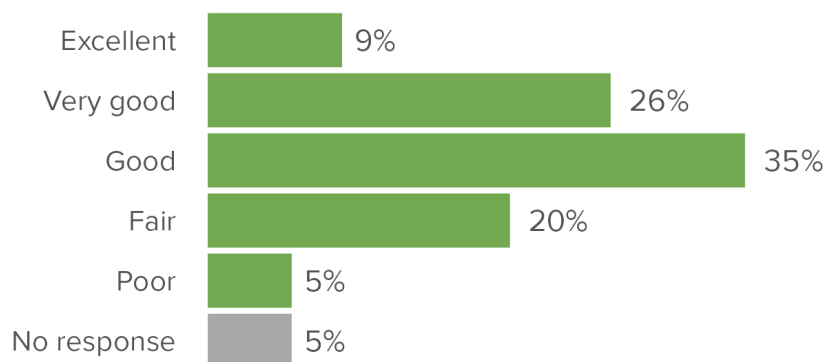
of respondents report that they volunteer at least once a month



**Physical health**

**70%**

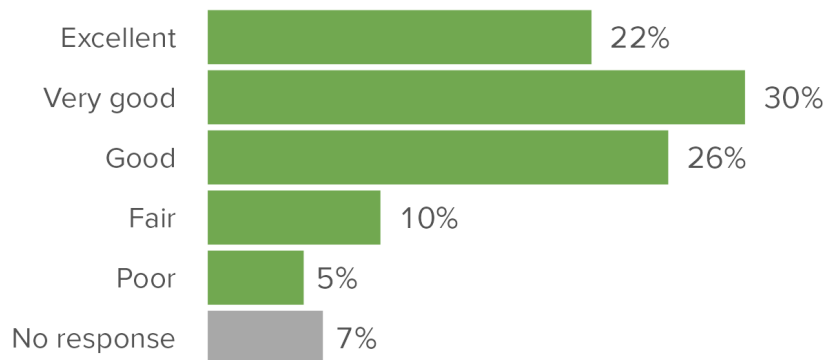
of respondents rated their physical health as “good” or better



**Mental health**

**78%**

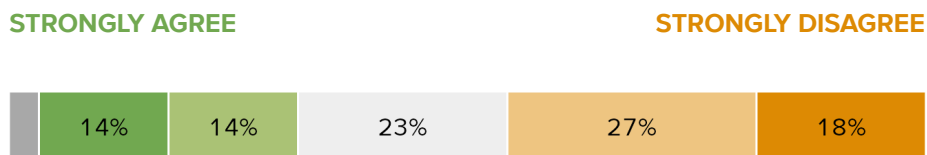
of respondents rated their mental health as “good” or better



**Medical and dental care**

**28%**

of respondents “agree” or “strongly agree” that they have “enough medical and dental providers” in their community



Results below 5% are not labeled due to space constraints.

**Child abuse and neglect**

**29%**

of respondents “agree” or “strongly agree” that “child abuse and neglect is a significant problem” in their community”

**Substance abuse**

**64%**

of respondents “agree” or “strongly agree” that their community has “many residents struggling with substance abuse”

**Mental illness**

**45%**

of respondents “agree” or “strongly agree” that their community has “many residents struggling with mental illness”



**Education**

**51%**

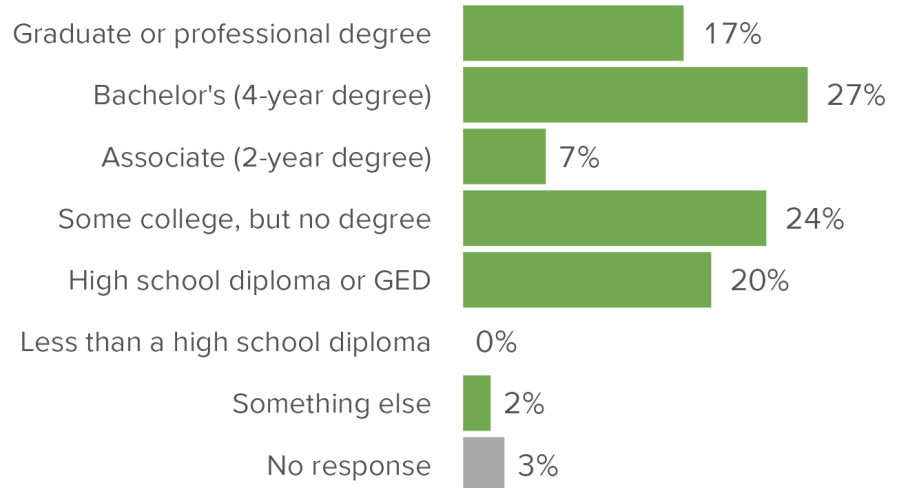
of respondents report having completed an associate degree or above

**Students**

**3%**

of respondents identified as a current student

**Respondents' highest level of education completed**



**Employment**

**Wages**

**46%**

of respondents "agree" or "strongly agree" that "jobs do not pay enough" in their community

**Perception of unemployment**

**46%**

of respondents "agree" or "strongly agree" that "a lot of people are unemployed" in their community

**Self-employment**

**28%**

of respondents identified as self-employed

**Employment status of respondents**

<b>Employed</b>	<b>41%</b>
Full-time	28%
Part-time	13%
<b>Unemployed</b>	<b>7%</b>
Looking for work	2%
Not looking for work	1%
Unable to work due to disability	3%
<b>Other</b>	<b>43%</b>
Homemaker/manage your home	2%
Retired	39%
Something else	2%
<b>No response</b>	<b>9%</b>

Due to rounding, percentages in grouped rows may differ from the sum of the individual rows below it.



**Services**

*“Our schools struggle to recruit and retain teachers. The divide created by COVID vaccine reluctance has made this worse.”*

*“Essential services are readily available and the cost of living is a little cheaper.”*

*“The water is NOT drinkable, yet the water charges go up in price. It’s brown and full of calcium and iron, old sediment.”*

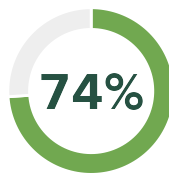
*“Housing needs to be cleaned up, more pride instilled in the looks of our community.”*

*“When it rains, the power goes out.”*

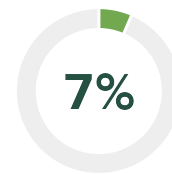
*“Our one grocery store has the basics and some luxury items but lacks any variety of ethnic foods and has very poor-quality produce.”*

**Respondents who reported they “agree” or “strongly agree” the following services are available where they live:**

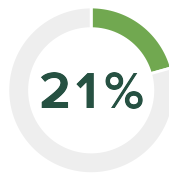
Good schools



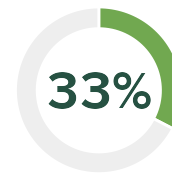
Enough places to shop



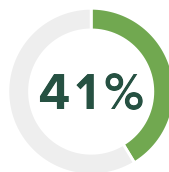
Affordable housing



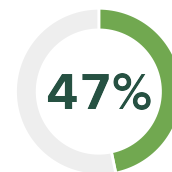
Good streets and roads



Reliable internet



Community-wide cell service



**Healthy food**

**35%**

of respondents “agree” or “strongly agree” that they have easy access to healthy foods

**Top 3 places respondents get food for weekly meals**

- 1 Grocery stores
- 2 Backyard or local garden
- 3 Mini-marts, convenience, or corner stores

**Lack of child care**

**50%**

of respondents “agree” or “strongly agree” that “child care is hard to find”

**Lack of places for youth to hang out**

**61%**

of respondents “agree” or “strongly agree” that “youth do not have places to hang out”



For data summaries for each county in Oregon,  
more research and to explore the data on your own, visit

**orvoices.org.**



Research conducted in partnership with ECONorthwest and  
the Regional Research Institute for Human Services at Portland State University



---

April 2023

Preferred citation:

The Ford Family Foundation. (2023). Oregon Voices Data Summary: Lake County.  
*Oregon Voices*. [www.orvoices.org](http://www.orvoices.org).

Contact: [orvoices@tfff.org](mailto:orvoices@tfff.org)



@FordFamilyFound  
[www.tfff.org](http://www.tfff.org)